


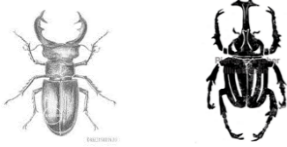







	Year 7	Year 8	Year 9	Year 10	Year 11	Year 12	Year 13
Term 1	<p>Colour Focus – Colour theory and painting skills</p> <p>Colour Understanding the colour wheel and be able to mix a variety of colours. Create a composition inspired by the artists using block and watercolour paints.</p> <p>Study the artists <i>Kandinsky - Russian</i> <i>Sonia Delaunay</i> <i>Robert Delaunay</i> <i>Frank Stella</i></p> <p>Careers link to Fashion Design Costume Design – film and theatre</p> <p>Understand and evaluate their own work and the work of others.</p> 	<p>Day of the Dead</p> <p>Observational Drawing Observational pencil drawing of a skull. Wax resist with watercolours. Colour mixing skills. Small clay skull with clay manipulation skills Felt tip chromatography. Posca pens (acrylic paint pens) on acetate.</p> <p>Be able to evaluate their work as well as others</p> <p>Cultural links to Day of the Dead Mexican festival.</p> 	<p>Jasper Johns Using positive and negative space to create work in the style of Jasper Johns Draw and accurate pencil tone eye. Use watercolours to develop contrast. Learn to use chromatography and oil pastels Evaluate their work and the work of others</p> <p>Study the work of Jasper Johns</p> <p>Realistic eye drawing Pencil drawing skills and tonal work. Understand how an eye is constructed.</p> 	<p>Learning to use your sketchbook looking at a variety of artists Understanding and responding to artist work including</p> <ul style="list-style-type: none"> - Jiri Kolar - Pop art – Warhol , Lichtenstein - Day of the Dead – design and pattern work <p>Learning to use a variety of media Including, paint ,collage and print Present their own understanding , ideas and art work in their sketchbook.</p>	<p>Completion of Identity project and revisiting Yr 10 work.</p> <p>Students will work individually on completing the final piece of their Identity project.</p> <p>Work will be personal with individual feedback. Final pieces will be well resolved and show the students strengths.</p>	<p>Media workshops Workshops will vary in time between one lesson and two weeks And cover a variety of skills and media including:-</p> <p>Drawing - variety of media – charcoal , graphite. Tone Chromatography – inks , felts, brusho. Textiles Still life drawing – planning , timed, enlarge , multiple overlapped Enlarging into abstract from drawing Clay – coli , slab, free build Card construction Printmaking Plaster casting.</p>	<p>Personal Investigation Personal investigation – first half term. Completion of sketchbooks. Final piece design refined and resolved</p> <p>October to Christmas Focus – Completion of the Final piece/s Quality and completed to a high standard. Students supported individually</p>

Term 2	<p>Bugs Focus – pencil drawing skills Observational drawing skills Develop tonal pencil drawing skills Use proportion and measurements when drawing. Polyprint Understand how to make and print a beetle image using two colours Small clay beetle – clay manipulation skills Study the artists <i>Levon Biss - British</i> <i>Mike Libby - American</i> Careers link to Photographer Understand and evaluate their own work and the work of others</p> 	<p>Street Art Drawing for purpose Recording information in a visual form as notes. Create a personal name design. Experiment with paint, pens and mixed media. Experimentation and designs based on and inspired by a variety of Graffiti artists. Study the work of Banksy Robbo Mohammed Ali Have a wider understanding of the street art community and the legalities of this type of art work. Be able to evaluate their work as well as others</p> <p>Careers links to Street artist</p> 	<p>Pop Art Focus – 3D Green Man – Focus , media techniques POP Coke bottles, doughnuts and soup cans. Drawing skills and using colours and mixed media. Using line and colour. Use block paints and line work. Oversized food made with card and paint Green Man Realistic eye drawing and mixed media leaves. Polyprinted leaves Evaluate their work and the work of others Study the work of Pop artists and images of the Green Man Careers links to Prop maker – (production Arts)</p> 	<p>Insects Produce a project based on the theme of Insects. Understand the four assessment objectives and how to fulfil them. Choose and understand a variety of artist work. Experiment with ideas, media and techniques, culminating in a final piece which demonstrates their learning and showcases their skills.</p>	<p>Exam project and Exam time. Students will choose a question from the exam paper to answer in a visual way. Student need to fulfil the assessment objectives and develop a supporting sketchbook, with the final piece created during exam time. Students will need to be inspired by artists of their choice, develop ideas and experiment with media and techniques.</p>	<p>Beginning of Personal Investigation. Students research, develop and plan their major project. All work completed is individual and bespoke to each student. Each student is individual supported and facilitated with their work.</p>	<p>January Students respond to feedback on their completed personal Investigation – refining and tweaking their work. February AQA exam paper released Feb 1st Students to choose a question and develop an exam sketchbook- AO1,2 and 3 Students to begin unaided exam preparation</p>
Term 3	<p>Portrait Focus - face proportions and feature drawing using pencil Observational drawing Accurately draw a portrait using proportions in pencil. Learn to use watercolour washes and coloured pencils Create a final piece inspired by the work of Arcimboldi. Study the artist Arcimboldo Careers link to Photographer Fine artist Fine art photographer Understand and evaluate their own work and the work of others.</p> 	<p>Monsters Drawing for purpose – creating a range of ideas and design work to use for inspiration and ideas. Creative drawing. Use watercolours and block paints effectively. Learn to design and cut a lino block and print it. Clay ‘pinch pot’ monster. Study the work of Hieronymus Bosch Christopher McMahon Vexx Jon Burgerman Be able to evaluate their work as well as others</p> <p>Careers links to Tattoo Artist Concept Artist Animator</p> 	<p>Radial printmaking Focus – radial symmetry and printmaking techniques Drawing for purpose. Sketching and creating radial designs for printmaking. Understand symmetry and asymmetry, balance and scale. Evaluate their work and the work of others Study the work of Matti Kallioinen Careers links to Fine Art</p> 	<p>Identity Main coursework project. Develop a significant project around the theme of identity. Student will select a variety of artist to be inspired by. Portrait drawing and development of portraits in a variety of media. Pupils will experiment with a variety of media and techniques. Pupils will develop a well resolved set of supporting work and a final piece which shows their strengths.</p>	<p>Review, refine and selection of coursework to be submitted. After the exam student will select and refine their coursework portfolios.</p>	<p>Personal Investigation Students refine and develop their Personal Investigation project. All work completed is individual and bespoke to each student. Students are encouraged to experiment with a wide variety of media and techniques. Each student is individual supported and facilitated with their work. July – summer planning for photography and access to galleries in support of their chosen topic.</p>	<p>Completion of exam prep work AO1,2 and 3 EXAM – 15hrs for final piece/s After exam – students</p>
Every child deserves to be the best they can be							